
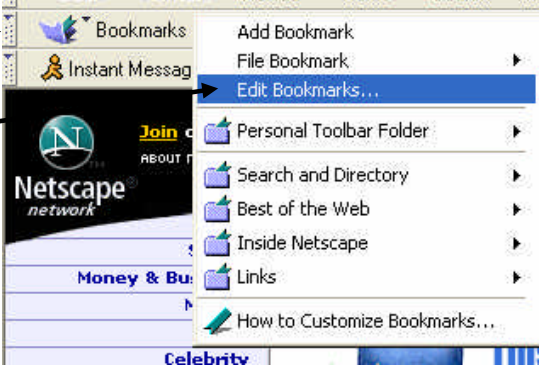
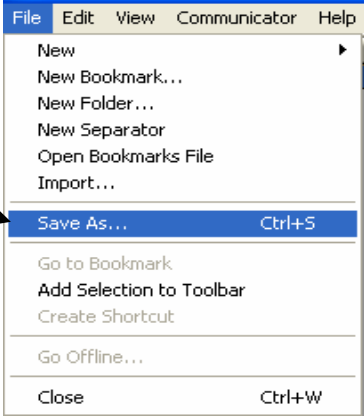





Instructional Technology Center

216 North 21st Street
Harlingen Texas, 78550

Backing Up Netscape 4.7 Bookmarks - Windows 98 Using Floppy Disks

<p>To save Bookmarks:</p> <ul style="list-style-type: none">• Open Netscape Navigator by double-clicking on desktop icon, or...• Clicking on Start > Programs > Internet > Navigator.	
<ul style="list-style-type: none">• When Navigator opens, Click Bookmarks• Then on Edit Bookmarks	
<ul style="list-style-type: none">• Click File > Save As	
<ul style="list-style-type: none">• Make sure the 3 1/2 Floppy (A:) is selected under Save in:• Click Save.	
<p>If your files do not fit on a floppy disk, or you wish to back up to CD Burner, see the Backing up Critical Files Using a CD Burner handout.</p>	